

# ENFORCER®

## MVA-VH01Q

### VGA-to-HDMI Converter with Scaler

### Manual



**HDMI®**  
HIGH-DEFINITION MULTIMEDIA INTERFACE



- Converts VGA + Audio to 720p or 1080p HDMI
- Supports input resolutions up to 1920x1080
- Supports up to 1080p on HDMI output
- Stereo audio input
- Switch for switching between 720p and 1080p upscaling
- Plug and play operation

# ENFORCER VGA-to-HDMI Converter with Scaler

## Introduction:

The MVA-VH01Q VGA-to-HDMI Converter with Scaler allows the user to convert video from VGA devices on HDMI displays. Active operation allows the conversion of formats as large as 1920x1080. The MVA-VH01Q also has a 3.5mm stereo input allowing the conversion of audio as well.

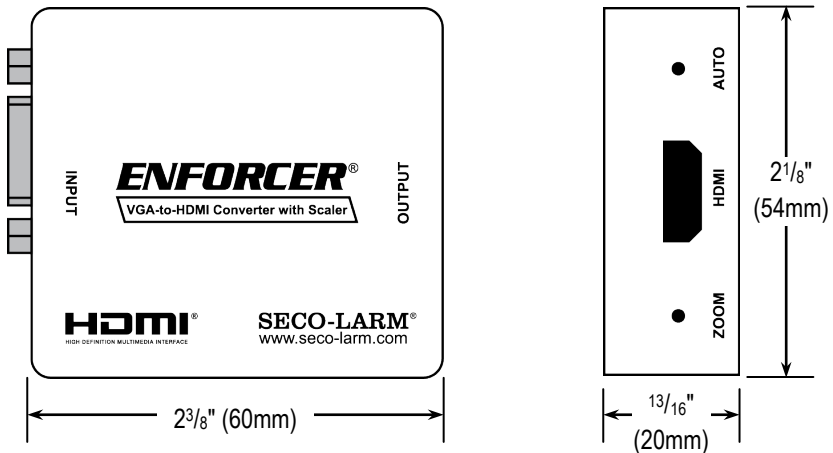
## Specifications:

Input resolution	640x480, 800x600, 1024x768, 1280x720, 1280x768, 1280x800, 1280x960, 1280x1024, 1360x768, 1440x900, 1600x1200, 1920x1080
Output resolution	720p, 1080p
Video input signal	3.3V
DDC Input signal	5V
Vertical frequency	60Hz
Video amplifier bandwidth	1.65Gbps/165MHz
Power supply	5VDC (USB)
Operating temperature	32°~158° F (0°~70° C)
Operating humidity	5%~95% RH (no condensation)
Dimensions	2 <sup>3</sup> / <sub>8</sub> " x 2 <sup>1</sup> / <sub>8</sub> " x 1 <sup>3</sup> / <sub>16</sub> " (60x54x20 mm)
Weight	1.4oz (40g)

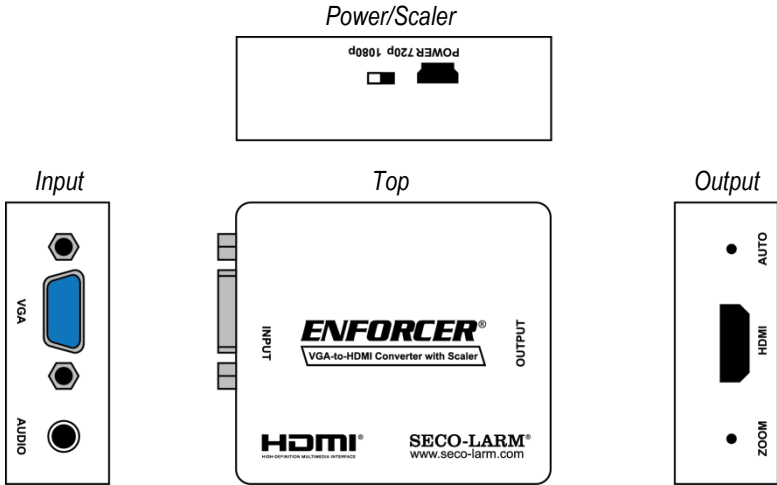
## Parts List:

- 1x VGA-to-HDMI Converter with Scaler
- 1x USB Power cable
- 1x Manual

## Dimensions:



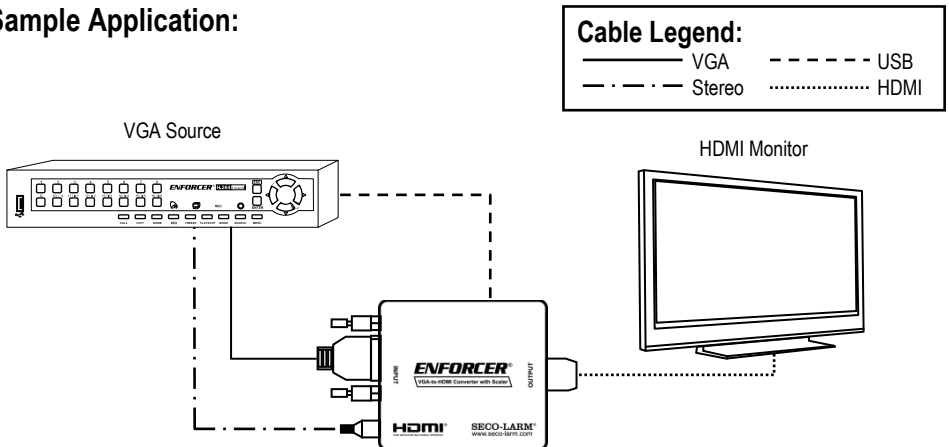
## Overview:



## Installation:

1. Decide where the MVA-VH01Q will be installed.
2. Connect a VGA cable from the VGA source to the VGA input of the MVA-VH01Q.
3. Connect a stereo audio cable from the source device to the audio input of the MVA-VH01Q.
4. Connect a HDMI cable from the HDMI monitor to the output of the MVA-VH01Q.
5. Using the included USB cable, connect the MVA-VH01Q power to a powered USB port on the VGA source or HDMI monitor.
6. Select either 720p or 1080p output using the select switch on the side.
7. Switch on the VGA source and HDMI monitor and verify that the system is functioning properly.
8. If necessary, use the auto and zoom buttons to correctly fit the image to the screen.

## Sample Application:



# ENFORCER VGA-to-HDMI Converter with Scaler

## Troubleshooting:

HDMI Device does not function correctly.

- Make sure the converter is powered.
- Make sure the input and output devices are powered.
- Test the cables separately to make sure they are functioning.
- Make sure that you are trying to convert VGA to HDMI. The MVA-VH01Q does not convert HDMI to VGA.

## Also Available from SECO-LARM:



**MVE-AH010Q**  
HDMI Extender over Dual  
Cat5e/6



**MVE-AH030Q**  
HDMI Extender over Single  
Cat5e/6



High-Speed  
HDMI Cables



**MVS-AH31-01NQ**  
**MVS-AH51-01NQ**  
4K HDMI Switchers



**MVD-AH12-01Q**  
**MVD-AH14-01Q**  
**MVD-AH18-01Q**  
4K HDMI Splitters



**MVE-AH030AQ**  
Basic HDMI Extender over  
Single Cat5e/6

HDMI, the HDMI Logo and High-Definition Multimedia Interface are trademarks or registered trademarks of HDMI Licensing LLC in the United States and other countries.

**WARRANTY:** This SECO-LARM product is warranted against defects in material and workmanship while used in normal service for one (1) year from the date of sale to the original customer. SECO-LARM's obligation is limited to the repair or replacement of any defective part if the unit is returned, transportation prepaid, to SECO-LARM. This Warranty is void if damage is caused by or attributed to acts of God, physical or electrical misuse or abuse, neglect, repair or alteration, improper or abnormal usage, or faulty installation, or if for any other reason SECO-LARM determines that such equipment is not operating properly as a result of causes other than defects in material and workmanship. The sole obligation of SECO-LARM and the purchaser's exclusive remedy, shall be limited to the replacement or repair only, at SECO-LARM's option. In no event shall SECO-LARM be liable for any special, collateral, incidental, or consequential personal or property damage of any kind to the purchaser or anyone else.

**NOTICE:** The SECO-LARM policy is one of continual development and improvement. For that reason, SECO-LARM reserves the right to change specifications without notice. SECO-LARM is not responsible for misprints. Copyright © 2016 SECO-LARM U.S.A., Inc. All rights reserved. This material may not be reproduced or copied, in whole or in part, without the written permission of SECO-LARM.

## SECO-LARM® U.S.A., Inc.

16842 Millikan Avenue, Irvine, CA 92606

Phone: (949) 261-2999 | (800) 662-0800

Website: [www.seco-larm.com](http://www.seco-larm.com)

Email: [sales@seco-larm.com](mailto:sales@seco-larm.com)



MI\_MVA-VH01Q\_160503.docx