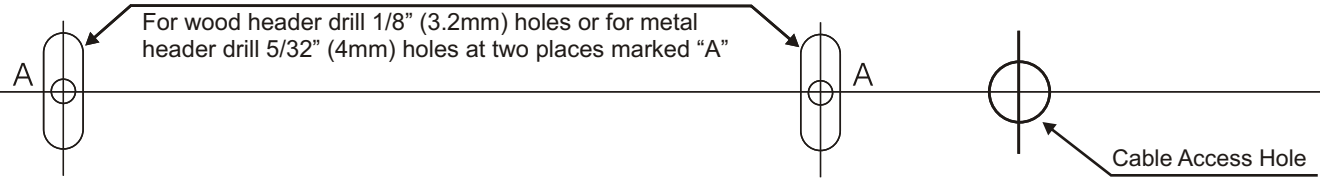


TEMPLATE FOR SECO-LARM E-941DA-1K2Q & E-941DA-1K2P

Magnet



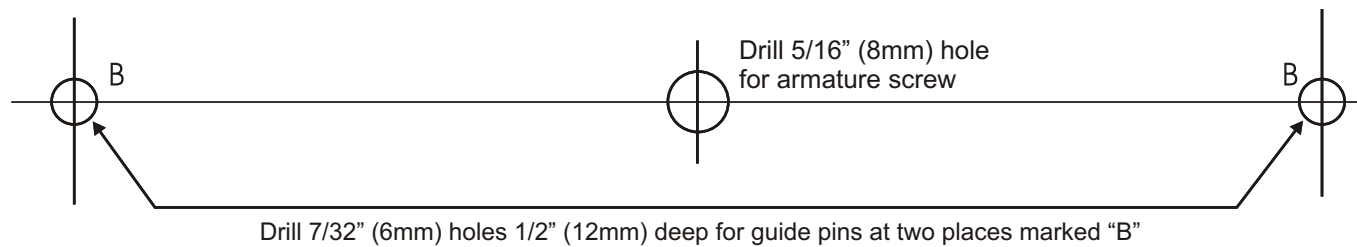
FOLD ON DOTTED LINE

PLACE AGAINST HEADER

FOLD ON DOTTED LINE

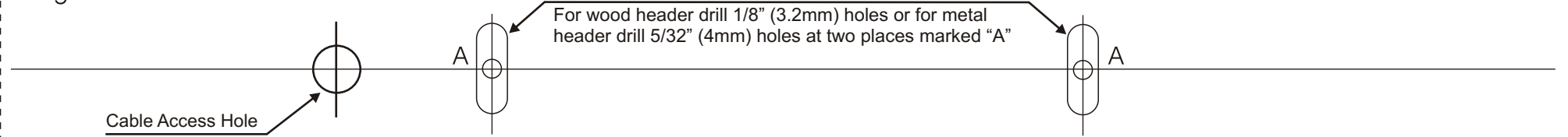
Armature

PLACE AGAINST DOOR



TEMPLATE FOR SECO-LARM E-941DA-1K2Q & E-941DA-1K2P

Magnet



FOLD ON DOTTED LINE

PLACE AGAINST HEADER

FOLD ON DOTTED LINE

PLACE AGAINST DOOR

Armature

