



SD-7104SGEX1Q / SD-7204SGEX1Q SD-7304SGEX1Q

Vandal Resistant Push-to-Exit Plates

Manual



SD-7104SGEX1Q



SD-7204SGEX1Q



SD-7304SGEX1Q



Features:

- Switch contact rating: 50A@24VAC
- Equipped with NO/NC (DPST) switch
- "EXIT" and "SALIDA" silk-screened on plate (except SD-7304SGEX1Q)
- Available with slimline, single-gang, and European plates
- Vandal-resistant 1" (25mm) pushbutton switch

ENFORCER Vandal Resistant Push-to-Exit Plates

Installation:

Please read the manual carefully before beginning installation.

- 1. Run two wires through the wall to the back box.
- 2. Connect wires to either 1-2 (N.C.) or 3-4 (N.O.).
- 3. For weather-resistant installation, use a waterproof back box and apply a bead of silicone sealant where the back box contacts the faceplate and around the faceplate mounting screws.
- 4. Screw plate to the back-box, using caution not to pinch any wires.

NOTE: Use only low-voltage, power-limited/Class 2 power supply and low-voltage field wiring not to exceed 98.5ft (30m).

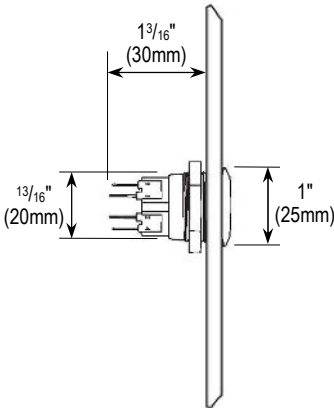
Parts List:

1x Push-to-exit button / faceplate 4x Crimp-style connectors 2x Mounting screws 1x Manual

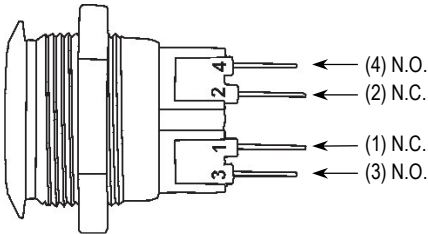
Specifications:

Model	SD-7104SGEX1Q	SD-7204SGEX1Q	SD-7304SGEX1Q
Plate	Slimline	Single-gang	European
Contact rating	50A@24VAC		
Switch type	NO/NC		
Destructive attack level	Level I		
Line security	Level I		
Endurance level	Level I		
Standby power	Level I		
IP Rating	IP65		
Operating temperature	-4°~140° F (-20°~60° C)		
Dimensions	4 1/2"x1 9/16"x1 13/16" (115x39x20 mm)	4 1/2"x2 3/4"x2 13/16" (115x70x20 mm)	3 3/8"x3 3/8"x1 13/16" (86x86x20 mm)

Dimensions:

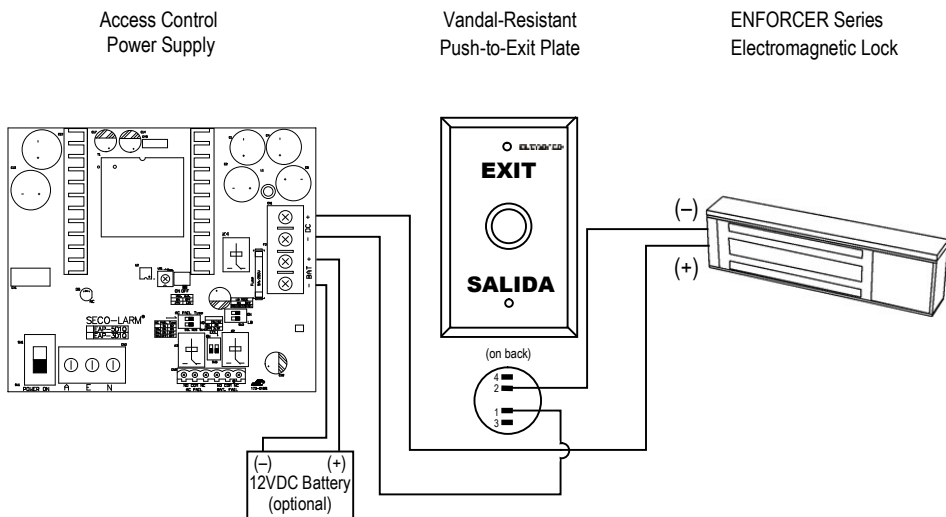


Connections:



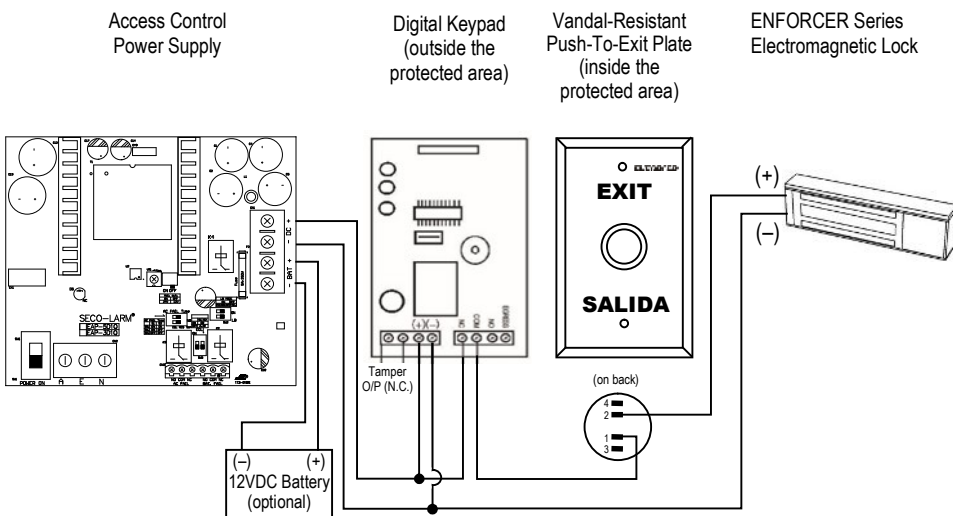
Sample Installations:

1. Installation with an Electromagnetic Lock



NOTE: Use only low-voltage, power-limited/Class 2 power supply and low-voltage field wiring not to exceed 98.5ft (30m).

2. Installation with an Electromagnetic Lock and Keypad

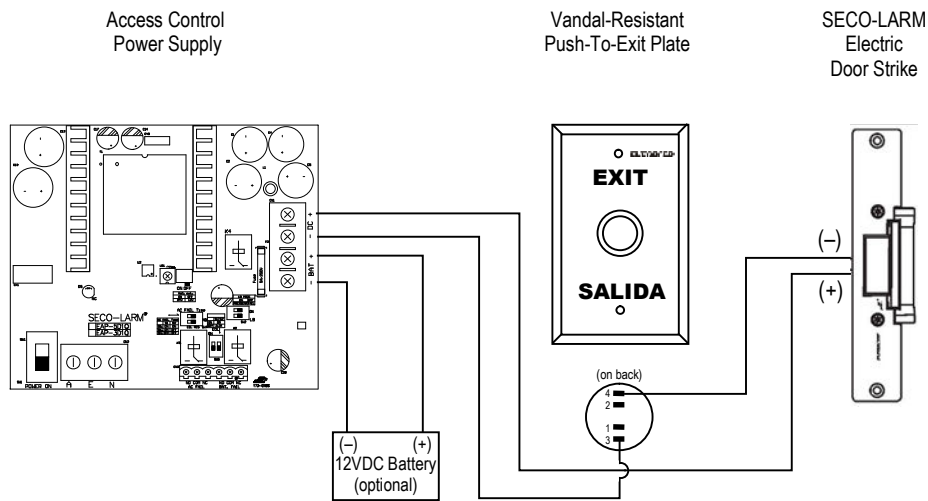


NOTE: Use only low-voltage, power-limited/Class 2 power supply and low-voltage field wiring not to exceed 98.5ft (30m).

ENFORCER Vandal Resistant Push-to-Exit Plates

Sample Installations (Continued):

3. Installation with an Electric Door Strike



NOTE: Use only low-voltage, power-limited/Class 2 power supply and low-voltage field wiring not to exceed 98.5ft (30m).

California Proposition 65 Warning: These products may contain chemicals which are known to the State of California to cause cancer and birth defects or other reproductive harm. For more information, go to www.P65Warnings.ca.gov.

IMPORTANT WARNING: For a weather-resistant installation, ensure that the unit is installed in a waterproof back box, and that the faceplate and faceplate screws are properly sealed. Incorrect mounting may lead to exposure to rain or moisture in the enclosure which could cause a dangerous electric shock, damage the device, and void the warranty. Users and installers are responsible for ensuring that this product is properly installed and sealed.

IMPORTANT: Users and installers of this product are responsible for ensuring that the installation and configuration of this product complies with all national, state, and local laws and codes related to locking and egress devices. SECO-LARM will not be held responsible for the use of this product in violation of any current laws or codes.

WARRANTY: This SECO-LARM product is warranted against defects in material and workmanship while used in normal service for one (1) year from the date of sale to the original customer. SECO-LARM's obligation is limited to the repair or replacement of any defective part if the unit is returned, transportation prepaid, to SECO-LARM. This Warranty is void if damage is caused by or attributed to acts of God, physical or electrical misuse or abuse, neglect, repair or alteration, improper or abnormal usage, or faulty installation, or if for any other reason SECO-LARM determines that such equipment is not operating properly as a result of causes other than defects in material and workmanship. The sole obligation of SECO-LARM and the purchaser's exclusive remedy, shall be limited to the replacement or repair only, at SECO-LARM's option. In no event shall SECO-LARM be liable for any special, collateral, incidental, or consequential personal or property damage of any kind to the purchaser or anyone else.

NOTICE: The SECO-LARM policy is one of continual development and improvement. For that reason, SECO-LARM reserves the right to change specifications without notice. SECO-LARM is also not responsible for misprints. All trademarks are the property of SECO-LARM U.S.A., Inc. or their respective owners. Copyright © 2023 SECO-LARM U.S.A., Inc. All rights reserved.

SECO-LARM® U.S.A., Inc.

16842 Millikan Avenue, Irvine, CA 92606
Phone: (949) 261-2999 | (800) 662-0800

Website: www.seco-larm.com
Email: sales@seco-larm.com

 PITSW1
Order Part# 763-158-6%
MI_SD-7x04SGEX1Q_220909.docx