

Track-Mount Overhead-Door Magnetic Contacts

- SM-4201-LQ** 3" (76mm) Gap, SPST, Closed Loop, 36" Armored cable, 2 Wires
- SM-4201-L3Q** 3" (76mm) Gap, SPDT, Open/Closed Loop, 36" Armored cable, 3 Wires
- SM-4201-L6Q** 3" (76mm) Gap, DPDT, Open/Closed Loop, 36" Armored cable, 6 Wires
- SM-8201-LWQ** Wide "L" Bracket, Track Width 2 1/2"~4"

Features


- 3" (76mm) Gap for overhead doors in both industrial and residential situations where a wide gap is present
- Adjustable to fit most door-channel widths
- Rugged aluminum housing, IP65 weatherproof
- 36" (91cm) Wire leads enclosed in armored cable
- Contact type: iridium-plated to have a high melting point and Vickers hardness for higher power handling and longer expected life
- Models available for:
 - SPST closed loop circuits (SM-4201-LQ),
 - SPDT open/closed loop circuits (SM-4201-L3Q), or
 - DPDT open/closed loop circuits (SM-4201-L6Q)
- Mounting bracket included
- Adjustable for door-channel widths 2"~2 1/2" (51~64mm)
- Optional L-bracket (SM-8201-LWQ) available for door channels 2 1/2"~4" (62x102 mm)
- Dimensions: 3"x2"x1 1/4" (76x51x32 mm)
- Lifetime limited warranty



SM-4201-LQ



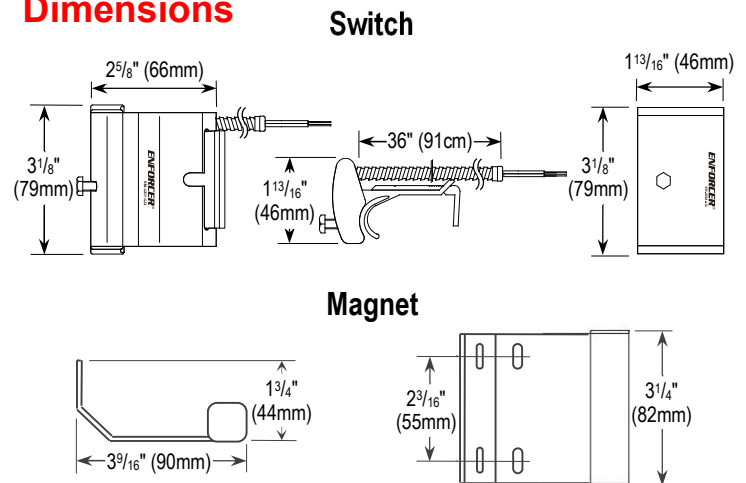
SM-8201-LWQ



Specifications

| Model | SM-4201-LQ | SM-4201-L3Q | SM-4201-L6Q |
|--------------------------|--------------------------|--------------------------------------|--------------|
| Loop type | Closed | Open/Closed | Open/Closed |
| Electrical configuration | N.O. (SPST) | NO/NC (SPDT) | NO/NC (DPDT) |
| Operation gap | 3" (76mm) | | |
| Connectors | 36" (91cm) Armored leads | | |
| Material | Case | Aluminum | |
| | Contacts | Iridium-plated | |
| Contact rating | 1.0A@10VDC (max.) | | |
| | 10W (max.) | | |
| Switch cycles | 50 Million (0.1mA@5VDC) | | |
| IP Rating | IP65 Weatherproof | | |
| Operating temperature | -15°~160° F (-25°~70° C) | | |
| Dimensions | Switch | 3 1/8"x2 5/8"x1 13/16" (79x66x46 mm) | |
| | Magnet | 3 1/4"x3 9/16"x1 3/4" (82x90x44 mm) | |
| Magnet type | Ferrite | | |

Dimensions



SECO-LARM® U.S.A., Inc.

16842 Millikan Avenue, Irvine, CA 92606

Phone: (949) 261-2999 | (800) 662-0800 Fax: (949) 261-7326

Website: www.seco-larm.com Email: sales@seco-larm.com



Copyright © 2022 SECO-LARM U.S.A., Inc. All rights reserved. All trademarks are the property of SECO-LARM U.S.A., Inc. or their respective owners. The SECO-LARM policy is one of continual development. For that reason, SECO-LARM reserves the right to change prices and specifications without notice. SECO-LARM is not responsible for misprints.

SECO-LARM® ENFORCER® CRIMEBUSTER® CBA® SLI®

PI_SM-x201-LxQ_220701_ML.docx

Contactos Magnéticos de Puerta Aérea de Montaje en Oruga

- SM-4201-LQ** Brecha de 3" (76mm), SPST, Circuito Cerrado, 36" cables, 2 cables
- SM-4201-L3Q** Brecha de 3" (76mm), SPDT, Circuito Abierto/Cerrado, 36" cables, 3 cables
- SM-4201-L6Q** Brecha de 3" (76mm), DPDT, Circuito Abierto/Cerrado, 36" cables, 6 cables
- SM-8201-LWQ** Soporte ancho en "L", ancho de vía 2 1/2"~4"

Características

- Brecha de 3" (76mm) para puertas aéreas tanto en situaciones industriales como residenciales
- Ajustable para adaptarse a la mayoría de los anchos de canal de Puerta
- Carcasa de aluminio resistente, IP65 resistente a la intemperie
- Cables de alambre de 36" (91 cm) encerrados en cable blindado
- El interruptor de caña de contacto está chapado en iridio para tener una alta fusión punto y dureza Vickers para un mayor manejo de potencia y vida esperada más larga
- Modelos disponibles para:
Circuitos de circuito cerrado SPST (SM-4201-LQ),
Circuitos de bucle abierto/cerrado SPDT (SM-4201-L3Q), or
DPDT circuitos de circuito abierto/cerrado (SM-4201-L6Q)
- Soporte de montaje incluido
- Ajustable para adaptarse a la mayoría de los anchos de canal de Puerta entre 2 1/2"~4" (62~102 mm) – Soporte L opcional disponible (SM-8201-LWQ) para canales de puerta de hasta 4" (102 mm)
- Dimensiones: 3"x2"x1 1/4" (76x51x32 mm)
- Garantía limitada de por vida



SM-4201-LQ



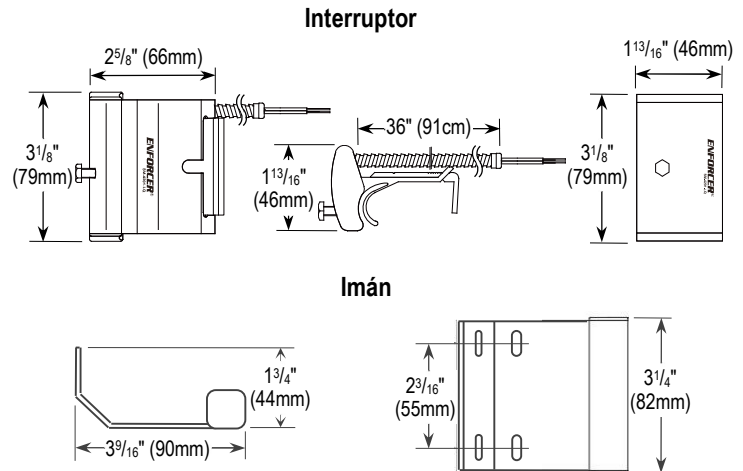
SM-8201-LWQ



Especificaciones

| Modelo | SM-4201-LQ | SM-4201-L3Q | SM-4201-L6Q |
|-------------------------|---------------------------------|--------------------------------------|-----------------|
| Tipo de circuito | Cerrado | Abierto/cerrado | Abierto/cerrado |
| Configuración eléctrica | N.A. (SPST) | NA/NC (SPDT) | NA/NC (DPDT) |
| Brecha de operación | 3" (76mm) | | |
| Conectores | 36" (91cm) Cables blindados | | |
| Material | Caja | Aluminio | |
| | Contactos | Chapado en iridio | |
| Puntuación de contactos | 1.0A@10V C.C. (max.) | | |
| | 10W (max.) | | |
| Ciclos de conmutación | 50 Milliones (0.1mA@5V C. C.) | | |
| Clasificación IP | IP65 Resistente a la intemperie | | |
| Temperatura | -15°~160° F (-25°~70° C) | | |
| Dimensiones | Interruptor | 3 1/8"x2 5/8"x1 13/16" (79x66x46 mm) | |
| | Imán | 3 1/4"x3 9/16"x1 3/4" (82x90x44 mm) | |
| Tipo de imán | Ferrite | | |

Dimensiones



SECO-LARM® U.S.A., Inc.

16842 Millikan Avenue, Irvine, CA 92606

Phone: (949) 261-2999 | (800) 662-0800 Fax: (949) 261-7326

Website: www.seco-larm.com Email: sales@seco-larm.com



Copyright © 2022 SECO-LARM U.S.A., Inc. Todos los derechos reservados. Todas las marcas comerciales son propiedad de SECO-LARM U.S.A., Inc. o sus respectivos propietarios. La póliza de SECO-LARM es de desarrollo y mejora continua. Por esa razón, SECO-LARM se reserva el derecho de cambiar las especificaciones y los precios sin previo aviso. SECO-LARM tampoco es responsable de errores de impresión.

SECO-LARM® ENFORCER® CRIMEBUSTER® CBA® SLI®

PI_SM-x201-LxQ_220701_ML.docx